

# DVMS Water

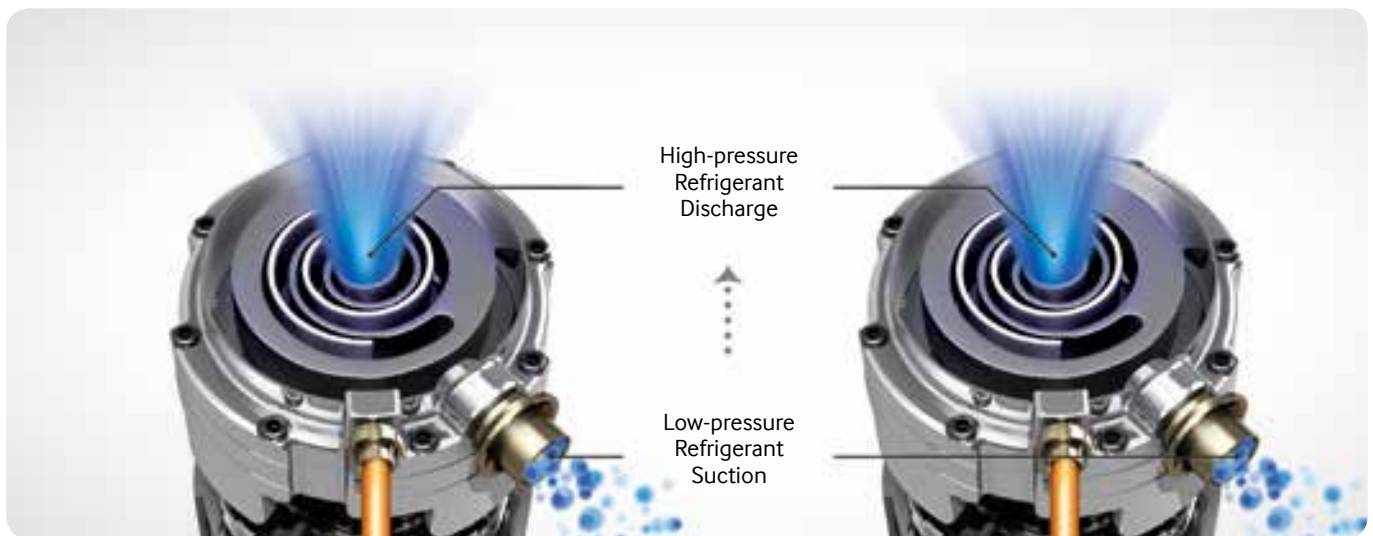
DIGITAL VARIABLE MULTI



DVM S Water is ideal for medium to large building application, it uses water as its heat source, with connections to a cooling tower and boiler. The system can provide outstanding and reliable performance and that has minimal effect by changes from the surrounding environment.

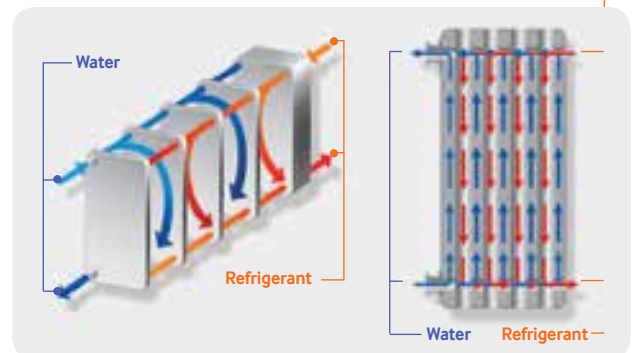
## DSI (DUAL SMART INVERTER) SYSTEM

In DVM S Dual Smart Inverter (DSI) system, each compressor operates in unison with the other contributing to overall compressor durability.



## PLATE HEAT EXCHANGER

Plate heat exchanger allowing stable cooling and heating performance.



## VAPOUR INJECTION SYSTEM

The vapour injection system within the compressor helps to increase the refrigerant flow rate compared to previous Samsung DVM generation.



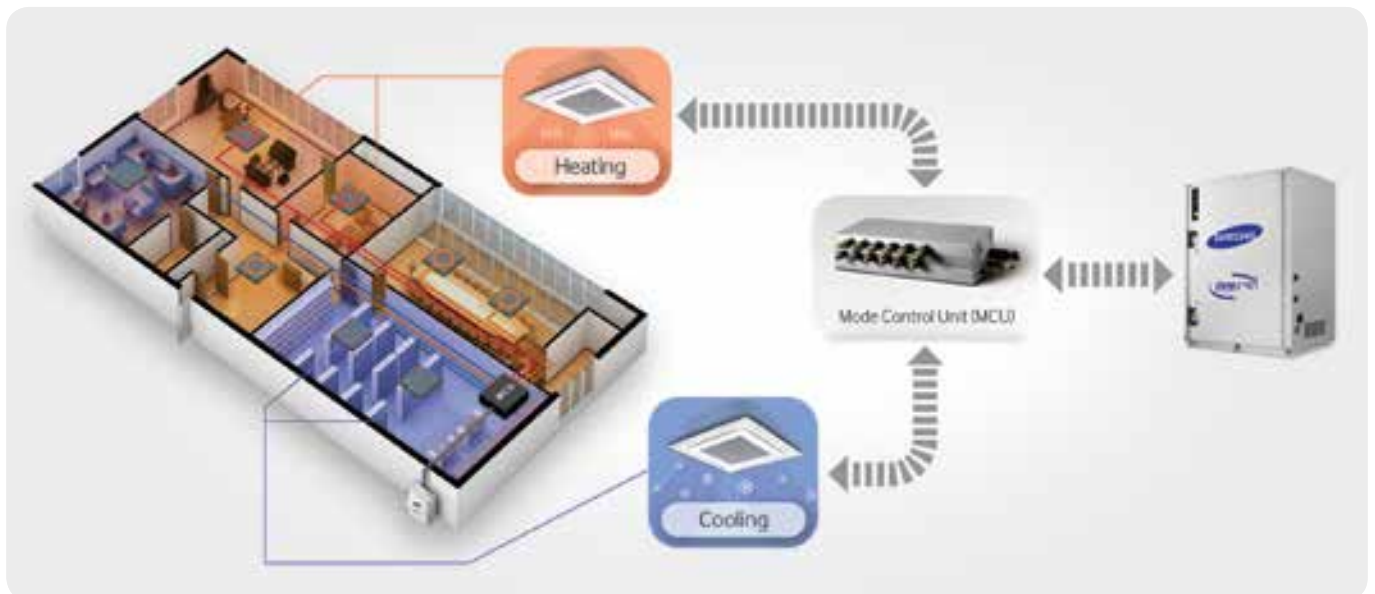
## LONG PIPING LENGTH & HIGH ELEVATION

Extended piping length of up to 170m between furthest fan coil unit and condenser unit, and installation height difference of up to 50m.



## SIMULTANEOUS COOLING AND HEATING

Simultaneous heating and cooling is possible when use in conjunction with Mode Control Unit (MCU).



# DVM S WATER OUTDOOR UNIT LINE UP



## DVM S

DIGITAL VARIABLE MULTI

- DSI (Dual Smart Inverter) system
- High efficiency plate heat exchanger
- Condensers can be located within plant room
- Low operating noise, no condenser fan noise
- Flexibility in refrigerant pipe design
- Piping distance of up to 170m between furthest fan coil to condenser

DVM S Water		8	10	12	16	18	20	22	24	26	28	30
	AM080FXWANR/EU	1			2	1				2	1	
	AM100FXWANR/EU		1			1		1		1		1
	AM120FXWANR/EU			1				1	2			
	AM200FXWANR/EU						1				1	1

DVM S Water		32	34	36	38	40	42	44	48	50	52	60
	AM080FXWANR/EU			2	1				1			
	AM100FXWANR/EU		1		1		1			1		
	AM120FXWANR/EU	1	2				1	2			1	
	AM200FXWANR/EU	1		1	1	2	1	1	2	2	2	3

# DVMS Specification – Outdoor Units



## DVMS WATER

DIGITAL VARIABLE MULTI

- DSI (Dual Smart Inverter) system
- High efficiency plate heat exchanger
- Condensers can be located within plant room
- Low operating noise, no condenser fan noise
- Flexibility in refrigerant pipe design
- Piping distance of up to 170m between furthest fan coil to condenser

### DVMS Water

Model Name				AM080FXWANR/EU	AM100FXWANR/EU	
Power Supply		Φ, #, V, Hz		3,4,380-415,50/60	3,4,380-415,50/60	
Mode				HEAT PUMP & HEAT RECOVERY	HEAT PUMP & HEAT RECOVERY	
Performance	HP	HP		8.00	10.00	
		Capacity (Nominal)	Cooling <sup>1</sup>	kW	22.00	28.00
			Heating <sup>2</sup>	kW	25.00	32.00
	Power	Power Input (Nominal)	Cooling <sup>1</sup>		kW	3.84
			Heating <sup>2</sup>	kW	4.12	5.25
Current Input (Nominal)		Cooling <sup>1</sup>		A	6.20	8.10
			Heating <sup>2</sup>	A	6.60	8.40
	MCA <sup>4</sup>			16.30 (MCA)	20.00 (MCA)	
	MFA <sup>4</sup>			20.00	20.00	
COP	Nominal Cooling <sup>1</sup>		-	5.73	5.54	
	Nominal Heating <sup>2</sup>		-	6.07	6.10	
Compressor	Type		-	SSC Scroll x 1	SSC Scroll x 1	
	Output		kW x n	(4.96)	(4.96)	
	Model Name		-	DS-GB052FAVBSG x 1	DS-GB052FAVBSG x 1	
	Oil		Type	PVE	PVE	
			Initial Charge	cc	2300	2300
Condenser	Type		-	PHE(Stainless Steel Plate)	PHE(Stainless Steel Plate)	
	Pipe Size		Φ, inch	32.0	32.0	
	Lost Head		kPa	22.0	30.0	
	Water Flow Rate		LPM	80.0	96.0	
	Max. Pressure		Mpa	1.96	1.96	
Piping Connections	Liquid Pipe		Φ, mm	9.52	9.52	
			Φ, inch	3/8"	3/8"	
	Gas Pipe		Φ, mm	19.05	22.22	
			Φ, inch	3/4"	7/8"	
	Discharge Gas Pipe		Φ, mm	15.88	19.05	
			Φ, inch	5/8"	3/4"	
			Φ, mm	-	-	
		Φ, inch	-	-		
Installation Limitation	Max. Length		m	170(190)	170(190)	
	Max. Height		m	50.0(40.0)	50.0(40.0)	
Field Wiring	Power Source Wire		mm <sup>2</sup>	2.5	2.5	
	Transmission Cable		mm <sup>2</sup>	0.75 ~ 1.25	0.75 ~ 1.25	
Refrigerant	Type		-	R410A	R410A	
	Factory Charging		kg	6.00	6.00	
Sound <sup>3</sup>	Sound Pressure		dB(A)	56.0 / 48.0	56.0 / 48.0	
	Sound Power		dB(A)	-	-	
External Dimension	Net Weight		kg	160.0	160.0	
	Shipping Weight		kg	167.0	167.0	
	Net Dimensions (WxHxD)		mm	770 x 1,000 x 545	770 x 1,000 x 545	
	Shipping Dimensions (WxHxD)		mm	840 x 1,200 x 620	840 x 1,200 x 620	
Operating Temp. Range	Cooling		°C	10.0 ~ 45.0	10.0 ~ 45.0	
	Heating		°C	10.0 ~ 45.0	10.0 ~ 45.0	

\* Product Specifications in the Publication can be changed without a prior notice because there is always an ongoing improvement on our product.

1) Nominal cooling capacities are based on - Indoor temperature : 27°C DB, 19°C WB / Outdoor temperature : 35°C DB, Equivalent refrigerant piping : 7.5m , Level differences : 0m.

2) Nominal heating capacities are based on - Indoor temperature : 20°C DB, 15°C WB / Outdoor temperature : 7°C DB, 6°C WB, Equivalent refrigerant piping : 7.5m , Level differences : 0m.

3) Sound level was acquired in an anechoic room. Thus actual noise level may be different depending on the installation conditions.

4) MCA : Minimum Circuit Amps., MFA : Maximum Fuse Amps.

AM120FXWANR/EU	AM200FXWANR/EU
3,4,380-415,50/60	3,4,380-415,50/60
HEAT PUMP & HEAT RECOVERY	HEAT PUMP & HEAT RECOVERY
12.00	20.00
34.00	56.00
38.00	63.00
6.46	10.77
6.51	10.86
10.30	17.30
10.40	17.40
25.00 (MCA)	39.80 (MCA)
30.00	40.00
5.26	5.20
5.84	5.80
SSC Scroll x 1	SSC Scroll x 2
(6.13)	(4.96x2)
DS-GB066FAVBSG x 1	DS-GB052FAVBSG x 2
PVE	PVE
2300	4600
PHE(Stainless Steel Plate)	PHE(Stainless Steel Plate)
32.0	32.0
43.0	54.0
114.0	190.0
1.96	1.96
12.70	15.88
1/2"	5/8"
28.58	28.58
1 1/8"	1 1/8"
19.05	28.58
3/4"	1 1/8"
-	-
-	-
170(190)	170(190)
50.0(40.0)	50.0(40.0)
4.0	4.0
0.75 ~ 1.25	0.75 ~ 1.25
R410A	R410A
6.00	10.00
57.0 / 50.0	58.0 / 51.0
-	-
160.0	240.0
167.0	250.0
770 x 1,000 x 545	1,100 x 1,000 x 545
840 x 1,200 x 620	1,170 x 1,200 x 620
10.0 ~ 45.0	10.0 ~ 45.0
10.0 ~ 45.0	10.0 ~ 45.0